


# Molding Type Power Inductor



ASPI-0630LR

Request Samples



Check Inventory



7.1 x 6.60 x 2.8 mm  
RoHS/RoHS II Compliant  
MSL Level = 1

## Features

- High saturation current
- Low loss due to low DC resistance
- Frequency application up to 3MHz
- Low profile with max thickness 3.0mm

## Applications

- DC/DC converters in Notebook, desktops, and servers
- Low profile, high current power supplies

## Electrical Specifications

Part Number	Inductance	Tolerance	DCR Max	Saturation Current Typ.	Temperature Rise Current Typ.
Units	$\mu\text{H}$	%	$\text{m}\Omega$	A	A
Symbol	L	M		Isat	Irms
ASPI-0630LR-R22	0.22	M	3.0	34.0	24.0
ASPI-0630LR-R33	0.33	M	3.5	23.0	21.0
ASPI-0630LR-R47	0.47	M	4.1	20.0	18.0
ASPI-0630LR-R56	0.56	M	5.0	18.0	16.0
ASPI-0630LR-R68	0.68	M	6.5	17.0	16.0
ASPI-0630LR-R82	0.82	M	7.5	16.0	14.0
ASPI-0630LR-1R0	1.0	M	9.0	15.0	12.0
ASPI-0630LR-1R5	1.5	M	12.1	12.0	10.0
ASPI-0630LR-2R2	2.2	M	18.5	10.0	8.0
ASPI-0630LR-3R3	3.3	M	28.0	9.5	6.5
ASPI-0630LR-4R7	4.7	M	35.0	6.5	5.5
ASPI-0630LR-5R6	5.6	M	42.0	5.0	5.0
ASPI-0630LR-6R8	6.8	M	60.0	6.0	4.5
ASPI-0630LR-8R2	8.2	M	60.0	5.5	5.0
ASPI-0630LR-100	10.0	M	68.0	5.5	4.0
ASPI-0630LR-150	15.0	M	120.0	4.0	3.0
ASPI-0630LR-220	22.0	M	170.0	2.5	2.5
ASPI-0630LR-330	33.0	M	270.0	2.5	2.0
ASPI-0630LR-470	47.0	M	385.0	2.0	1.5

## Test Conditions

Inductance is measured using Wayne Kerr3260+3265B at 100KHz, 1V.

RDC is measured using HIOKI3540.

Isat: Based on inductance change ( $\Delta L/L_0 : \leq -30\%$ )

Irms: Based on temperature rise ( $\Delta T : 40^\circ\text{C TYP.}$ )

**Operating Temperature:**  $-55^\circ\text{C}$  to  $+125^\circ\text{C}$  (Including self-generated heat)

**Storage Temperature and Humidity:**  $< 35^\circ\text{C}$ , 35% to 65% RH



5101 Hidden Creek Ln Spicewood TX 78669  
Phone: 512-371-6159 | Fax: 512-351-8858  
For terms and conditions of sales, please visit:  
[www.abracon.com](http://www.abracon.com)

REVISION: C 11-08-22

ABRACON IS  
ISO9001-2015  
CERTIFIED

# Molding Type Power Inductor



**ASPI-0630LR**

Request Samples



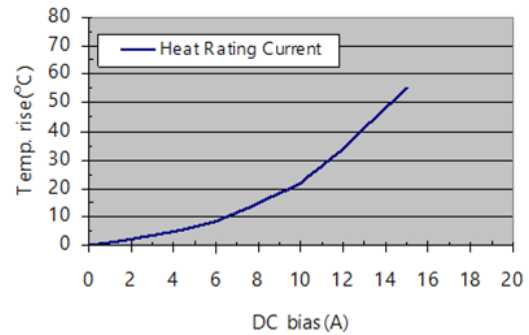
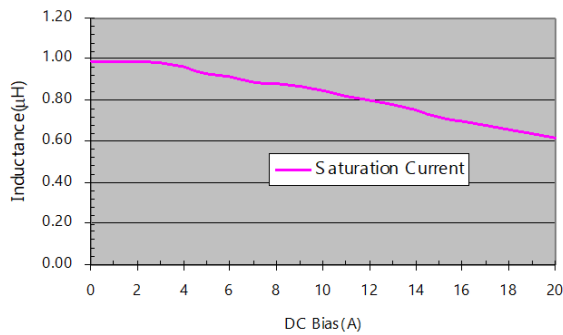
Check Inventory



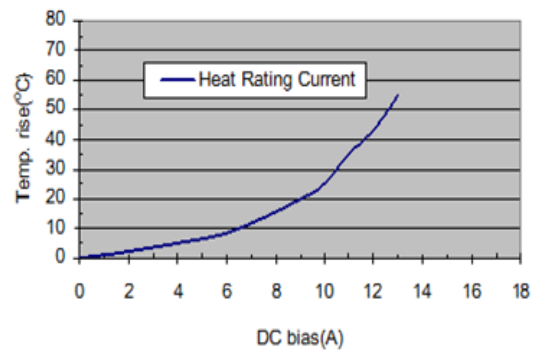
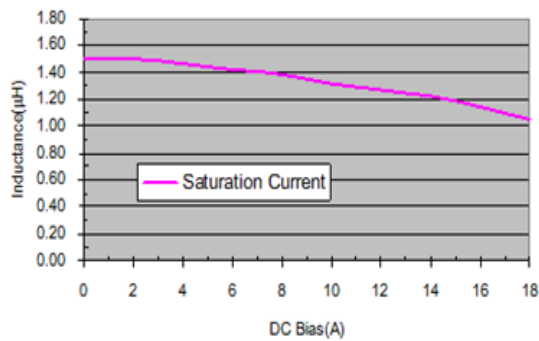
7.1 x 6.60 x 2.8 mm  
RoHS/RoHS II Compliant  
MSL Level = 1

## Electrical Characteristic Curves

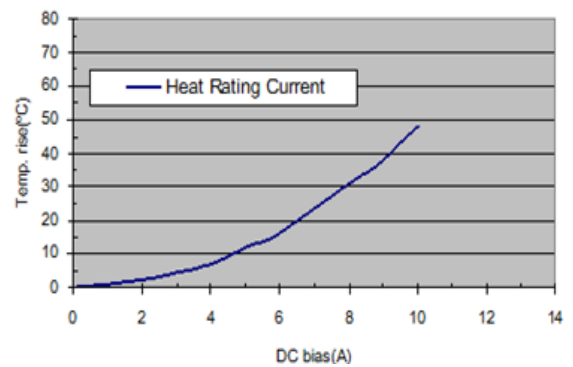
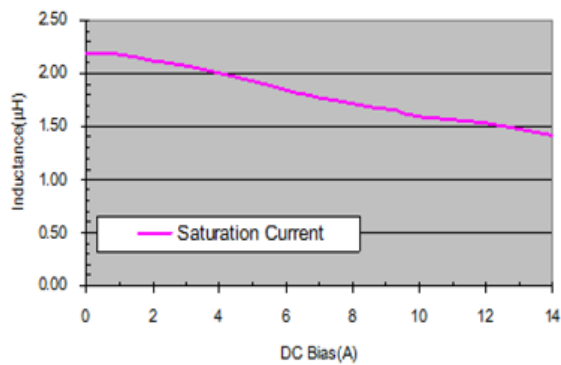
### ASPI-0630LR-1R0



### ASPI-0630LR-1R5



### ASPI-0630LR-2R2



# Molding Type Power Inductor



**ASPI-0630LR**

Request Samples

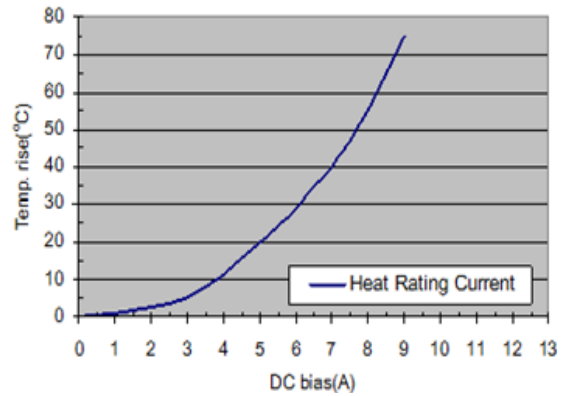
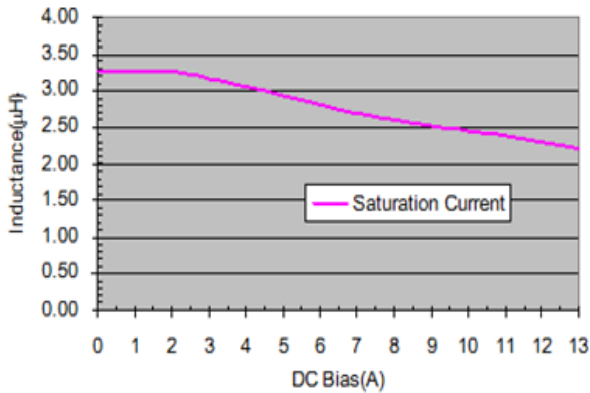


Check Inventory

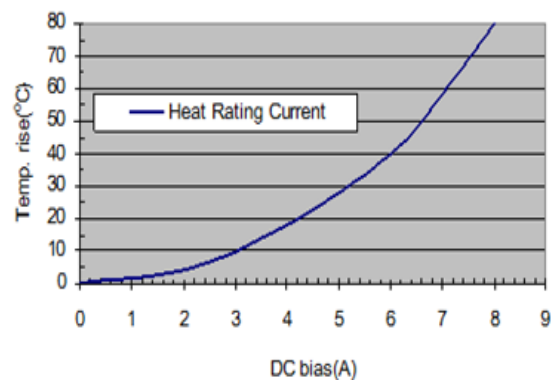
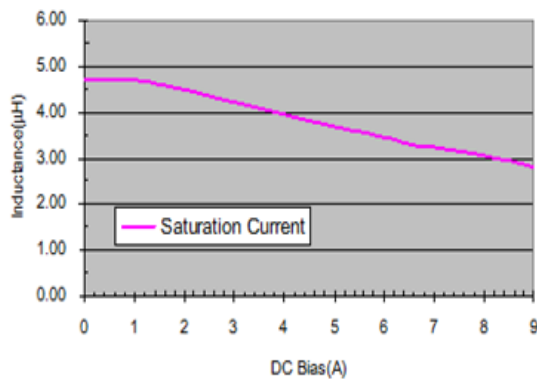


7.1 x 6.60 x 2.8 mm  
**RoHS/RoHS II Compliant**  
 MSL Level = 1

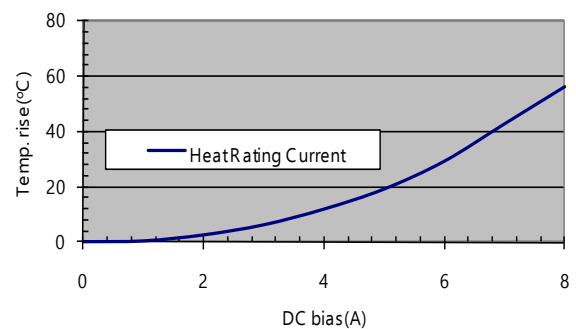
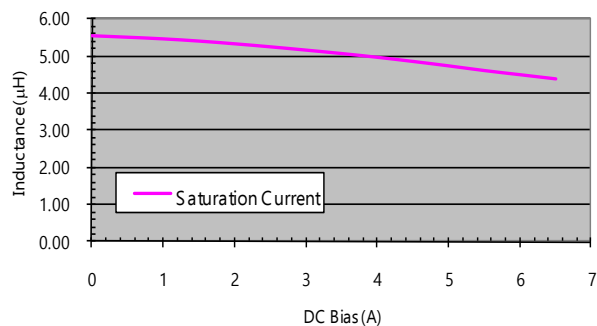
## ASPI-0630LR-3R3



## ASPI-0630LR-4R7



## ASPI-0630LR-5R6



# Molding Type Power Inductor



**ASPI-0630LR**

Request Samples

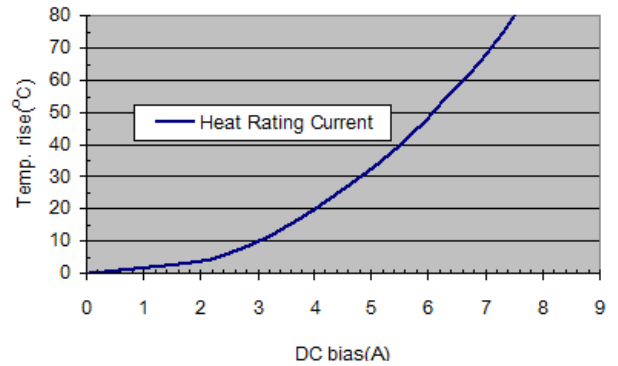
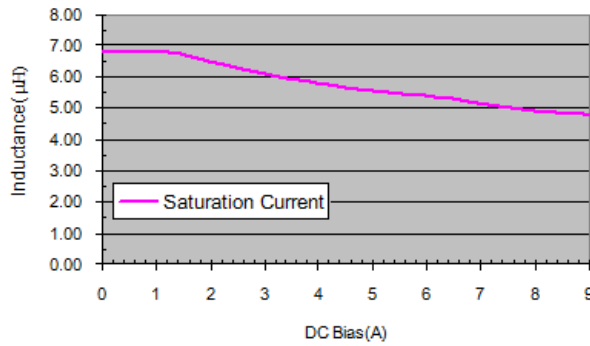


Check Inventory

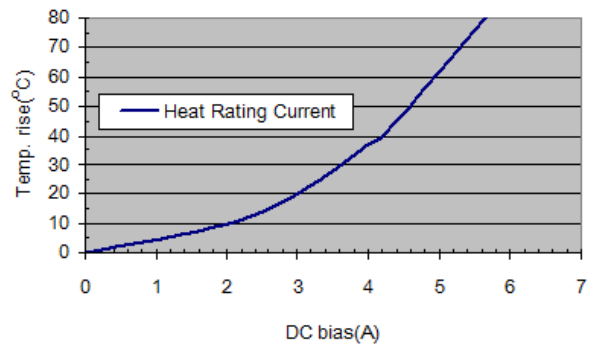
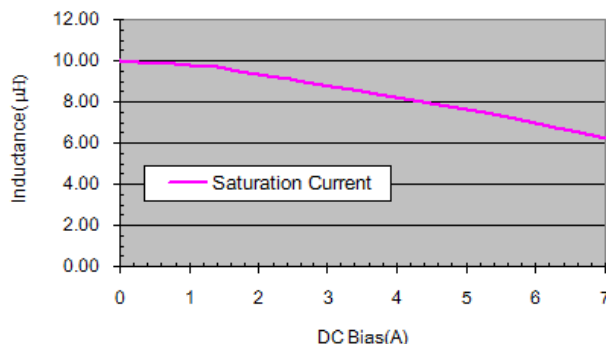


7.1 x 6.60 x 2.8 mm  
**RoHS/RoHS II Compliant**  
 MSL Level = 1

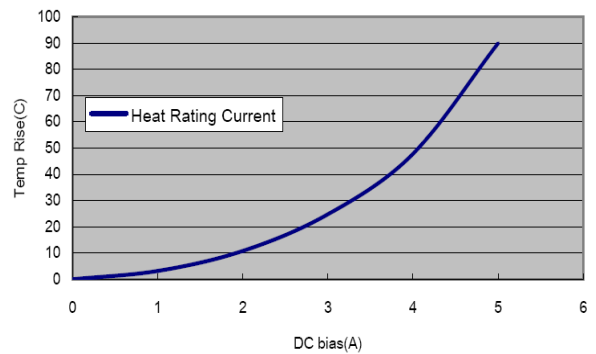
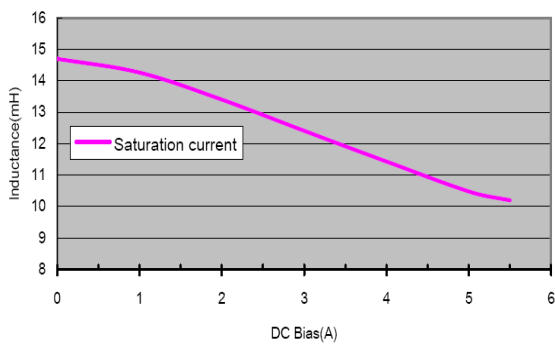
## ASPI-0630LR-6R8




## ASPI-0630LR-100



## ASPI-0630LR-150



# Molding Type Power Inductor



**ASPI-0630LR**

Request Samples

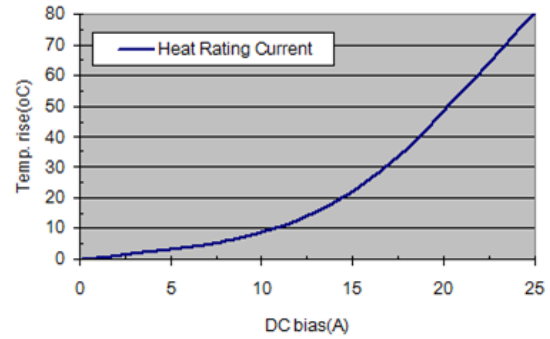
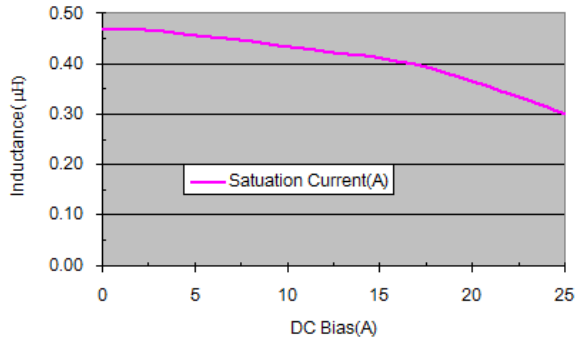


Check Inventory

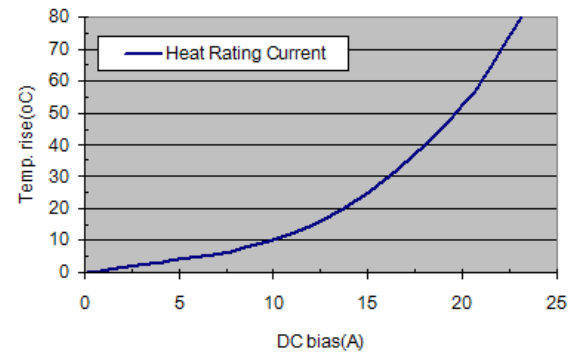
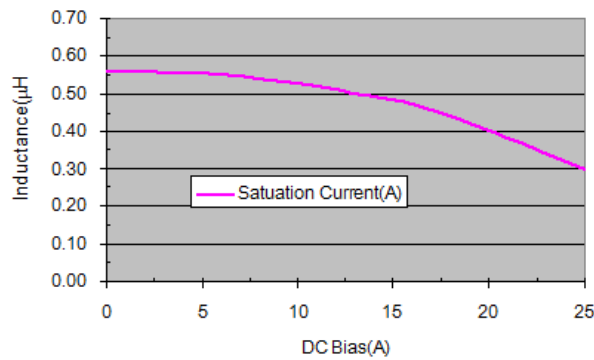


7.1 x 6.60 x 2.8 mm  
**RoHS/RoHS II Compliant**  
 MSL Level = 1

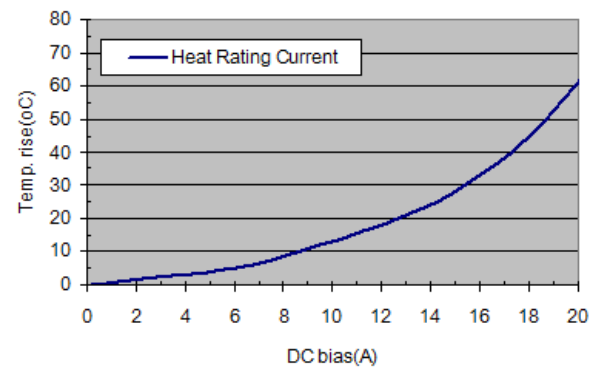
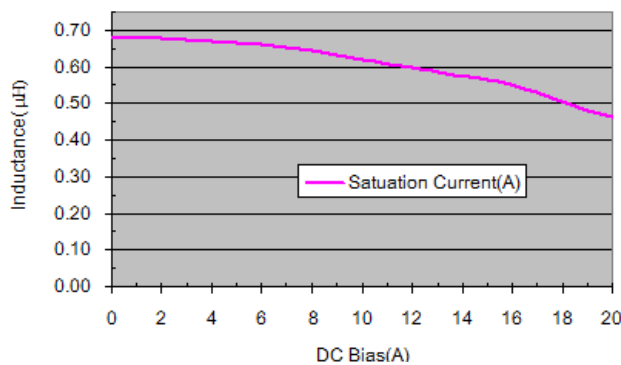
## ASPI-0630LR-R47




## ASPI-0630LR-R56



## ASPI-0630LR-R68



# Molding Type Power Inductor



**ASPI-0630LR**

Request Samples

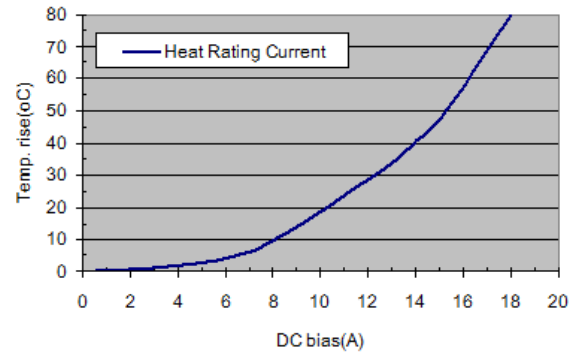
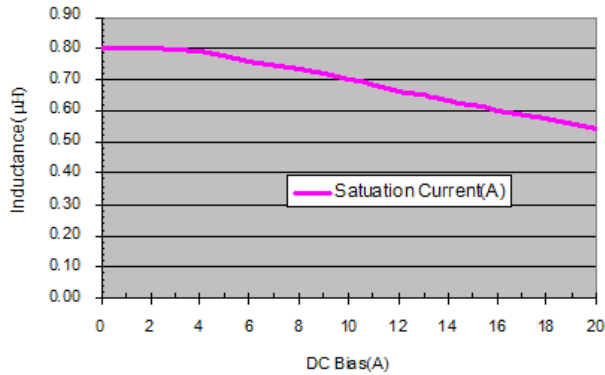


Check Inventory



7.1 x 6.60 x 2.8 mm  
**RoHS/RoHS II Compliant**  
 MSL Level = 1

## ASPI-0630LR-R82



## Part Identification

ASPI-0630LR-  -

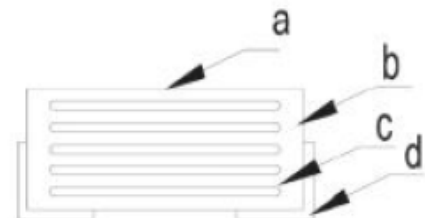
**Inductance Code**  
 Please refer to the  
 Electrical Spec Table

**Tolerance**  
 M: ±20%


**Packaging**  
 T15: Tape and Reel  
 (1.5kpcs / reel)

## Materials

No.	Description	Specification
a	Marking	Ink (black)
b	Core	Alloy Sponge Powder
c	Wire	Polyurethane copper wire
d	Terminal	Copper plated with Sn



# Molding Type Power Inductor



**ASPI-0630LR**

Request Samples

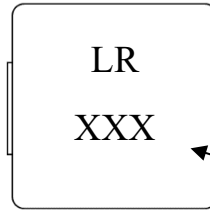


Check Inventory



7.1 x 6.60 x 2.8 mm  
**RoHS/RoHS II Compliant**  
 MSL Level = 1

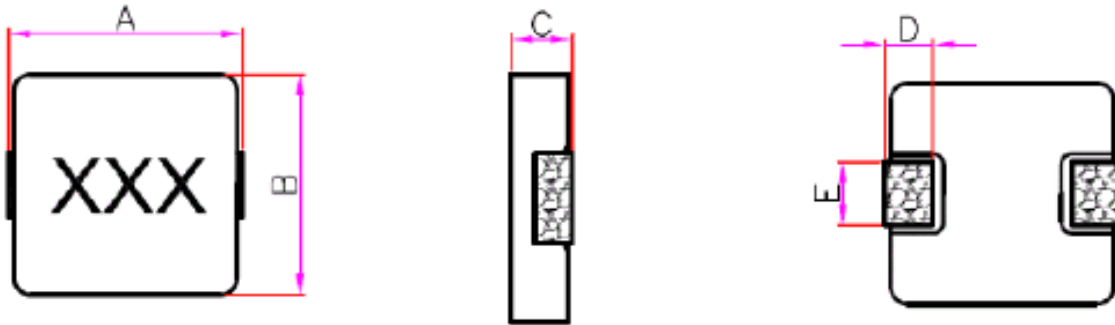
## Marking



Inductance Code  
 e.g. 2R2

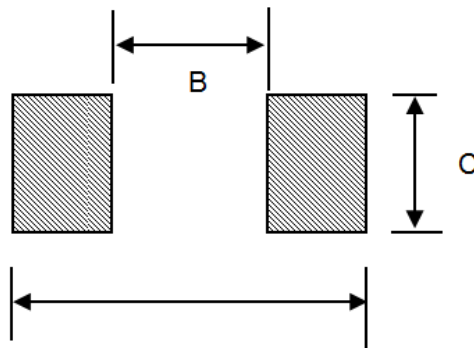
Marking Method = Ink Marking

## Mechanical Specifications



A	B	C	D	E
7.1 ±0.4	6.6 ±0.25	2.8 ±0.2	1.6 ±0.4	3.00 ±0.3


### Recommended Land Pattern



Dimension: mm

A	B	C
8.4	3.7	3.5

# Molding Type Power Inductor



**ASPI-0630LR**

Request Samples

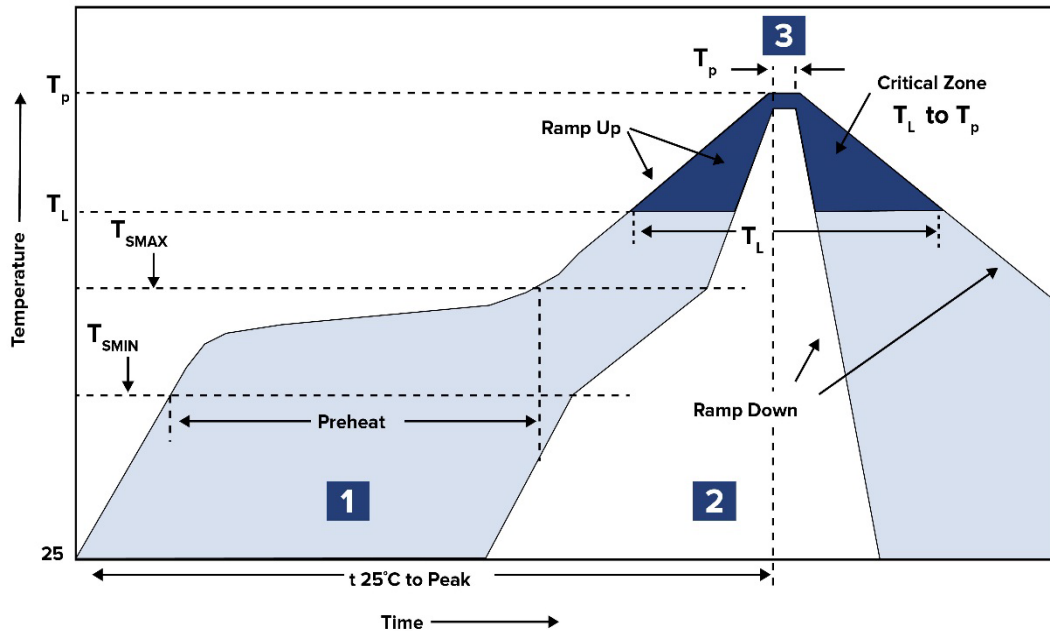


Check Inventory



7.1 x 6.60 x 2.8 mm  
**RoHS/RoHS II Compliant**  
 MSL Level = 1

## Reflow Profile



Zone	Description	Temperature	Times
1	Preheat	$T_{SMIN} \sim T_{SMAX}$ 150°C ~ 200°C	60 ~120 Sec.
2	Reflow	$T_L$ 217°C	60 ~90 Sec.
3	Peak heat	$T_P$ 255°C (0/ -5°C)	10 sec. Max



